



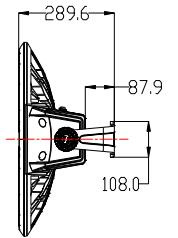
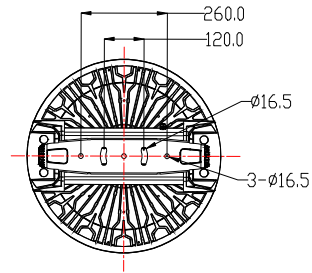
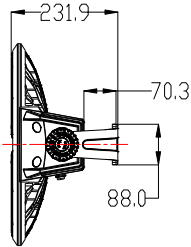
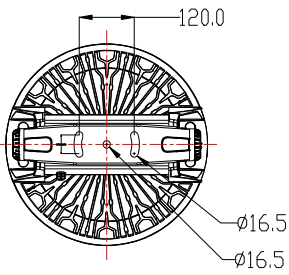
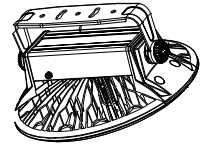
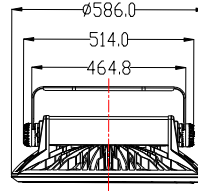
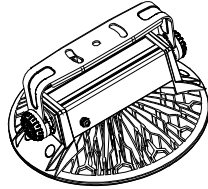
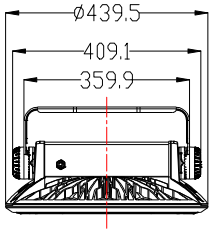
Features & Benefits

1. High performance and reputable brand led chips and driver
2. Clear polycarbonate lens with no risk of lamp breaking for safe industry applications
3. Optimized aluminum alloy housing design for superior thermal management
4. Instant light up with no warm up time
5. No cool down needed before restart
6. High mechanical impact resistance and ingress protection rating
7. High power UFO high bay in 400-960W and apply to the distribution center

Options

1. DALI
2. 1-10V Dimming
3. 15/30/60 degree lens
4. Adjustable mounting bracket

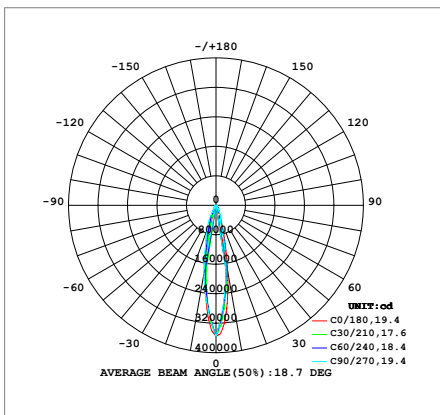
Dimensions



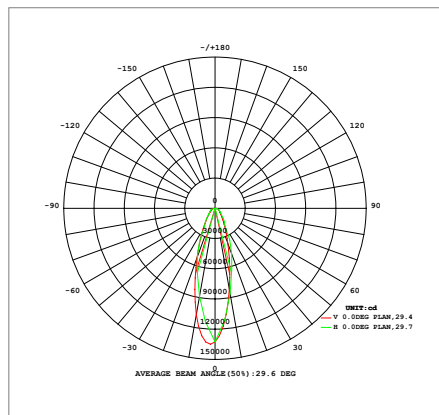
400/480W

800/960W

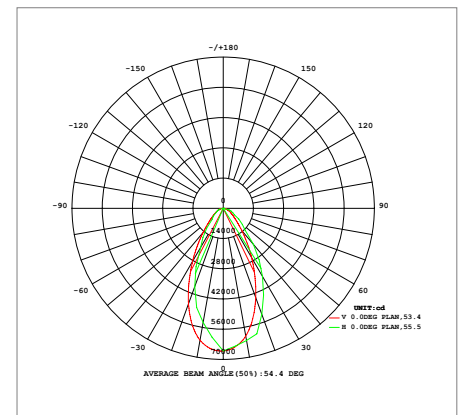
Photometry



15°



30°



60°



Specifications

- Power Consumption: 400-960W
- Luminous Flux: 44,000lm to 115,200lm
- Input Voltage: 100-277V~
- Color Temperature: 2700 - 6500K
- IP and IK Rating: IP66 and IK08
- Colour Rendering Index (Ra): 70/80+
- L70 lumen maintenance: >50, 000 hours
- Power factor: >0.95
- Warranty: 5/7 years
- Operation Temperature Range: -30°C to+50°C

Ordering Information

Part No	Power	CCT	Flux	Dimming	Diameter	Height	Beam Angle
ISL-QCD-400W	400W	2700-6500K	44,000-48,000lm	Option dimming	439mm	421mm	15/30/60°
ISL-QCD-480W	480W	2700-6500K	52,800-57,600lm	Option dimming	439mm	421mm	15/30/60°
ISL-QCD-800W	800W	2700-6500K	88,000-96,000lm	Option dimming	651mm	511mm	15/30/60°
ISL-QCD-960W	960W	2700-6500K	105,600-115,200lm	Option dimming	651mm	511mm	15/30/60°

Model	Carton Size	N.W	G.W	QTY
ISL-QCD-400W	493*439*421mm	13.5KG	14.5KG	1PCS
ISL-QCD-480W	493*439*421mm	13.5KG	14.5KG	1PCS
ISL-QCD-800W	651*586*511mm	26KG	27KG	1PCS
ISL-QCD-960W	700*650*600mm	26KG	27KG	1PCS

Telephone: +86-0755-29815402

Email: info@ishinelux.com